

QUAYSTREET GROWTH FUND

Update as at 31 Dec 2016

Fund Description

The QuayStreet Growth Fund invests in a diversified portfolio of predominantly growth assets such as listed property, infrastructure and utility securities and equities, but will include a smaller allocation to defensive assets such as cash, term deposits and fixed interest securities. The investment objective is to provide a level of return consistent with the target asset allocation and risk profile of the Fund. Investment returns will vary substantially from year to year and may be negative.

Monthly Update

One of the recent themes markets have been busy digesting is what kind of impact the new US president elect, Donald Trump, will have on the US economy and the rest of the world. Trump's economic policies and stance have in general been interpreted as being moderately reflationary for the US. This has been very supportive for risky assets where most leading indices have made strong gains during the last couple of months. For December the MSCI World (NZD) and the Australian S&P/ASX200 had a strong month returning 4.1% and 4.4% respectively however the global rally did not seem to have any impact in New Zealand as the S&P/NZX50 returned -0.2%.

It was another negative month for the local bond market as New Zealand interest rates continued to rise. However the rate of change has certainly slowed following the significant moves in October and November. International bond markets had mixed results with longer term yields showing signs of stabilisation.

The Fund returned 1.9% relative to it's benchmark which returned 2.7%. The top negative contributor to relative performance was the exposure to Australian equities while the top positive contributor was the exposure to fixed interest. There were no significant asset allocation changes made over the month.

Monthly Return before fees and tax*

Growth Fund	1.85%
Benchmark	2.71%

*Longer term returns on page 2.

Growth Fund Facts

Launch Date	25-Oct-07
Management Fee	1.25%
Unit Price (31 Dec 16)	\$1.6450
Fund NAV (31 Dec 16)	\$134,030,848

Investment Ranges

Growth Assets	60-100%
Defensive Assets	0-40%

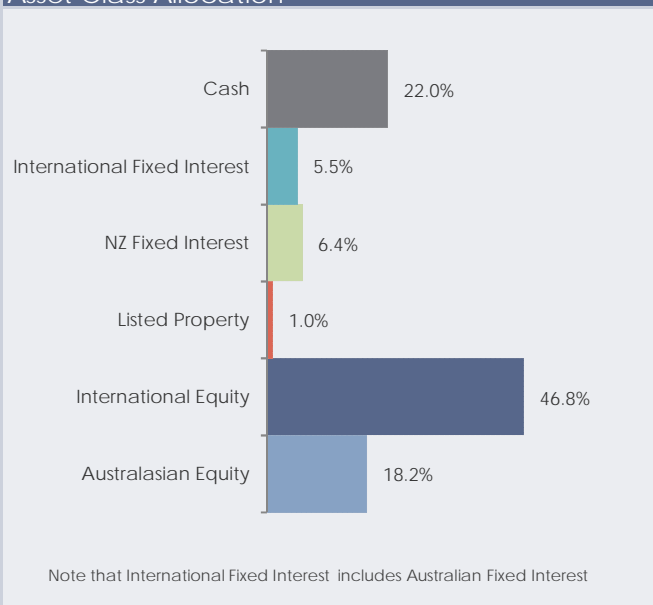
Benchmark

MSCI World Index (NZD)	55.0%
S&P/NZX 50 Index	12.5%
S&P/ASX 200 Index	12.5%
S&P/NZX Investment Grade Corp Bond Index	15.0%
NZX 90 day Bank Bill Index	5.0%

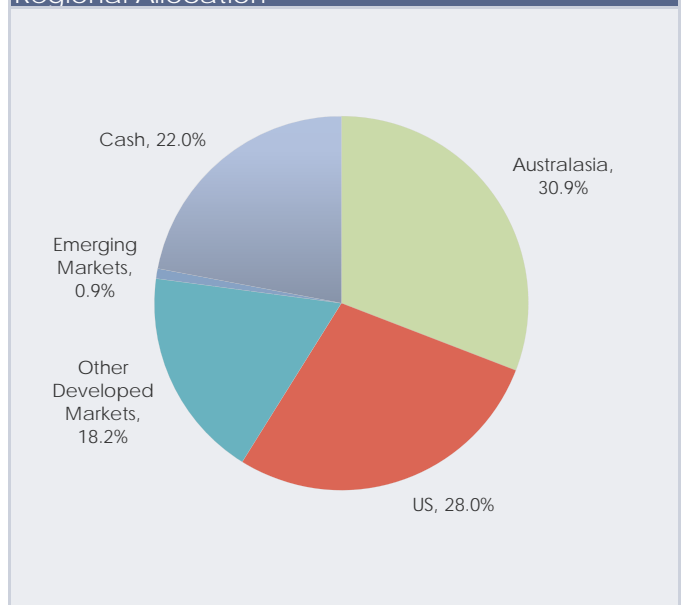
Top 5 Holdings

	Weight
Ishares Core S&P 500 ETF	23.97%
MSCI EAFE incl Canada TRS	17.54%
SPDR Gold Shares Fund	1.76%
Fisher & Paykel Healthcare	1.08%
Contact Energy	1.05%

Asset Class Allocation



Regional Allocation



QUAYSTREET GROWTH FUND

Update as at 31 Dec 2016

Growth Fund Performance as at 31-Dec-2016

Returns before fees and tax	1 Month	3 Months	6 Months	1 Year	3 Years*	5 Years*	Inception*
Growth Fund ¹	1.85%	1.35%	4.29%	4.91%	9.08%	9.99%	7.00%
Benchmark Return ²	2.71%	2.96%	6.31%	6.53%	9.04%	10.54%	4.57%
Returns after fees and tax³							
Highest PIR tax rate (currently 28%)	1.51%	0.73%	3.03%	3.25%	6.94%	7.95%	4.76%
Medium PIR tax rate (currently 17.5%)	1.61%	0.86%	3.30%	3.45%	7.34%	8.33%	5.18%
Low PIR tax rate (currently 10.5%)	1.68%	0.95%	3.47%	3.57%	7.60%	8.58%	5.36%
Zero PIR tax rate	1.78%	1.08%	3.77%	3.79%	8.01%	8.97%	5.91%

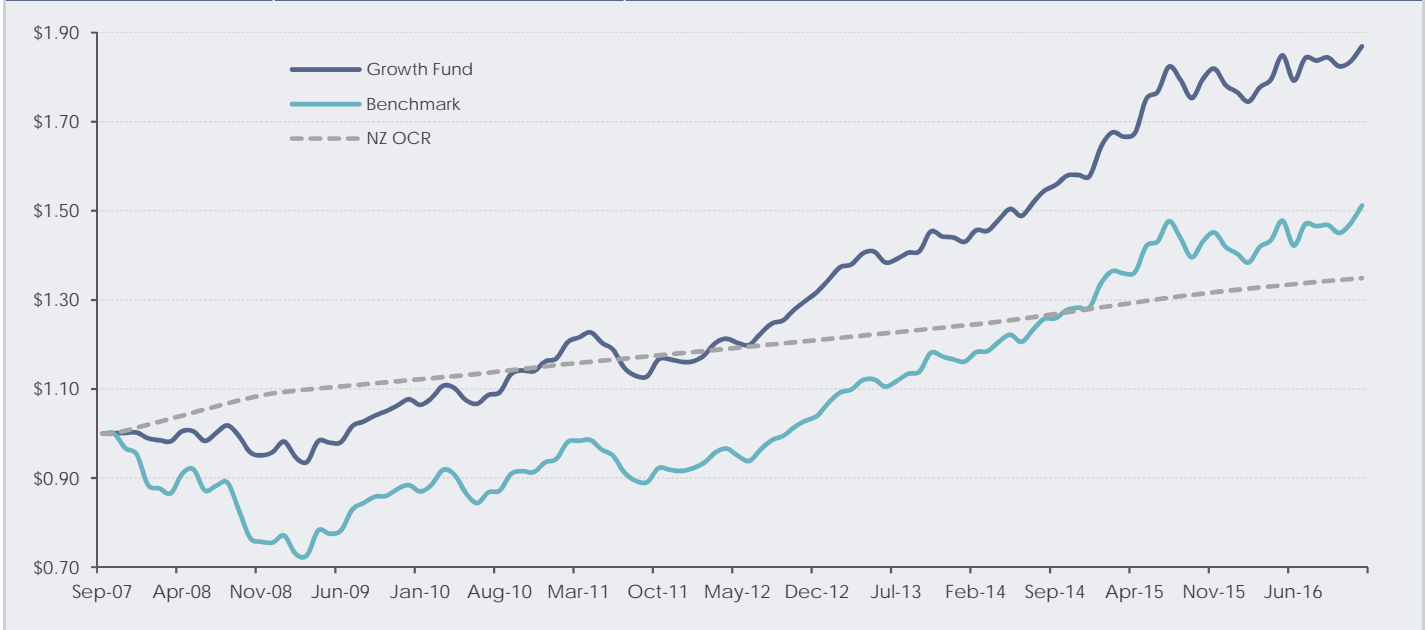
1. Includes imputation credits where applicable

2. Historic performance based on the benchmark that was effective at the time

3. Includes all fees and tax deducted at the Fund level but not advisory or any other third party expenses

* Return calculations are annualised

Performance Chart (returns before fees and tax)



QuayStreet Asset Management Limited (QSAM) is the Manager and Issuer of the QuayStreet Funds. A Product Disclosure Statement (PDS) is available by contacting our Client Services team on 0800 782 900 or visit www.quaystreet.com. Disclosure statements are available on request and free of charge.

This information is intended to provide a general overview of the fund and whilst the information is believed to be accurate and complete at the time of issue no guarantee or warranty is given nor responsibility accepted in this respect. Asset allocations can be changed from time to time and may be different because of factors such as market conditions and our ability to buy or sell assets at that time. Investments are subject to risks, the values can go down as well as up and investors may not get back the full amount invested.

Past performance is not a reliable guide to future performance. Returns or performance are not guaranteed by QSAM, Craigs Investment Partners Limited, The New Zealand Guardian Trust Company Limited, any related companies or any other person. This information is not a substitute for professional advice and does not take into account the investment objectives, financial situation or particular needs of any particular person. We recommend you read the PDS and seek professional assistance from an Authorised Financial Adviser.

The funds or securities referred to herein are not sponsored, endorsed, or promoted by MSCI, and MSCI bears no liability with respect to any such funds or securities. Please refer to www.msci.com/legal for further details.

This report refers to indices that are products of S&P Dow Jones Indices LLC and are licenced for use by QuayStreet Asset Management. A full disclaimer for the use of these products can be found at www.quaystreet.com/Terms-and-Conditions.aspx