

Fund Description

The QuayStreet Balanced Fund invests in a diversified portfolio of defensive and growth assets. The investment objective is to provide a level of return consistent with the target asset allocation and risk profile of the Fund. Investment returns will vary considerably from year to year and may be negative.

Monthly Update

Most equity markets finished in negative return territory as rising bond yields and steepening of global yield curves hampered risk sentiment. The MSCI World (NZD) closed -0.3% for the month but the global weakness in fixed interest securities was particularly relevant for the Australasian equity markets given their high exposure to yield sensitive sectors. Both the S&P/NZX50 and S&P/ASX200 indices underperformed significantly and returned -5.4% and 2.2% respectively.

There has been a rise in inflation expectations and increasingly more "hawkish" comments from central banks. There is still a strong consensus view that interest rates will remain low by historical standards for a very long time, but the market is now starting to price in tighter monetary conditions in the future. These changes have resulted in longer term bond yields rising more than short term bond yields.

The Fund returned -0.9% for the month slightly outperforming its benchmark return of -1.1%. The Fund continues to be tilted towards a defensive asset allocation strategy as it maintains a higher cash weighting. This was the primary contributor to relative performance where exposure to Australian equities had the largest negative impact.

Monthly Return before fees and tax*

Balanced Fund	-0.91%
Benchmark	-1.07%

*Longer term returns on page 2.

Balanced Fund Facts

Launch Date	25-Oct-07
Management Fee	1.00%
Unit Price (31 Oct 16)	\$1.5980
Fund NAV (31 Oct 16)	\$140,336,408

Investment Ranges

Growth Assets	40-80%
Defensive Assets	20-60%

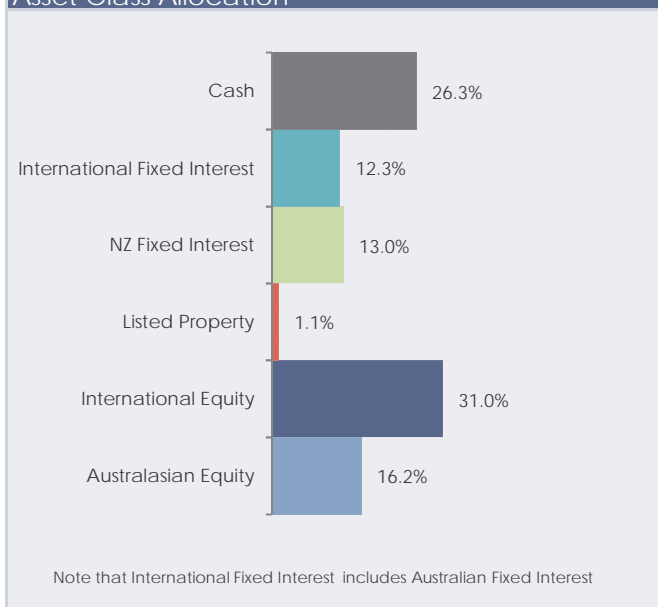
Benchmark

MSCI World Index (NZD)	40.0%
S&P/NZX 50 Index	10.0%
S&P/ASX 200 Index	10.0%
S&P/NZX Investment Grade Corp Bond Index	30.0%
NZX 90 day Bank Bill Index	10.0%

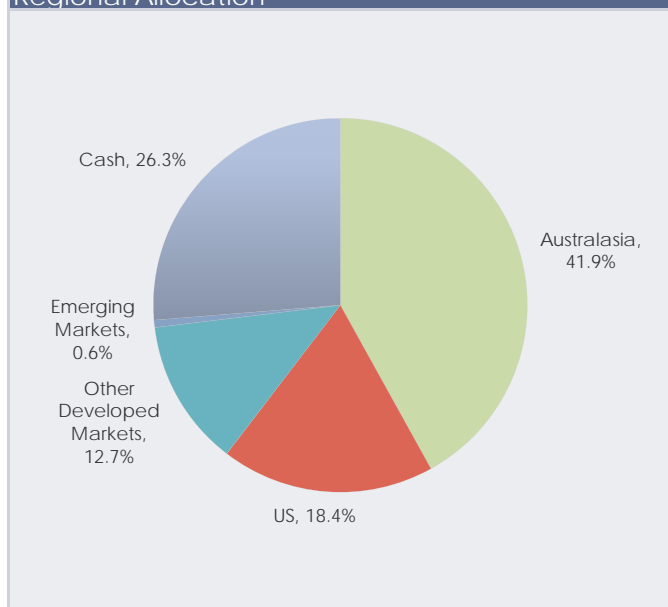
Top 5 Holdings

Top 5 Holdings	Weight
Ishares Core S&P 500 ETF	15.02%
MSCI EAFE incl Canada TRS	11.86%
SPDR Gold Shares Fund	1.34%
Contact Energy	0.89%
Fletcher Building	0.88%

Asset Class Allocation



Regional Allocation



Balanced Fund Performance as at 31-Oct-2016

Returns before fees and tax	1 Month	3 Months	6 Months	1 Year	3 Years*	5 Years*	Inception*
Balanced Fund ¹	-0.91%	-0.63%	1.89%	2.85%	7.49%	8.63%	6.51%
Benchmark Return ²	-1.07%	-1.01%	1.36%	2.30%	6.78%	8.66%	4.78%
Returns after fees and tax³							
Highest PIR tax rate (currently 28%)	-1.00%	-1.02%	1.16%	1.66%	5.55%	6.73%	4.35%
Medium PIR tax rate (currently 17.5%)	-1.00%	-0.96%	1.26%	1.77%	5.97%	7.14%	4.81%
Low PIR tax rate (currently 10.5%)	-1.00%	-0.92%	1.34%	1.84%	6.27%	7.43%	5.02%
Zero PIR tax rate	-1.00%	-0.85%	1.44%	1.94%	6.68%	7.83%	5.63%

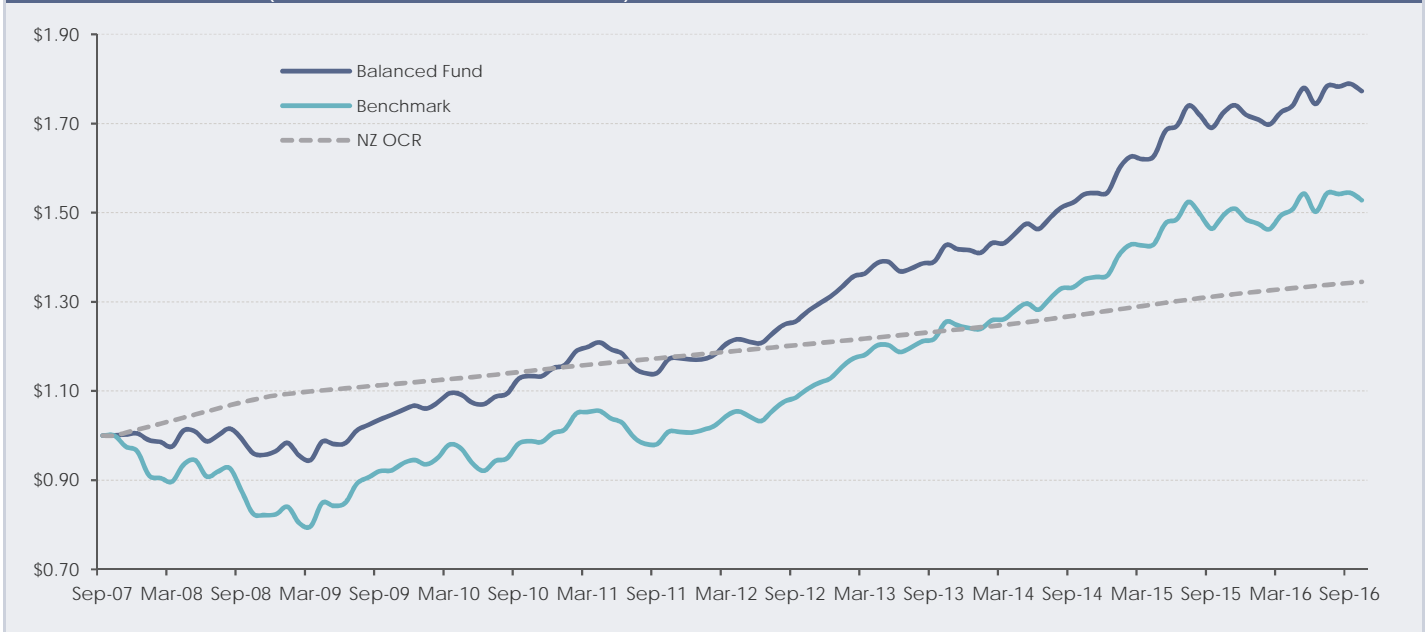
1. Includes imputation credits where applicable

2. Historic performance based on the benchmark that was effective at the time

3. Includes all fees and tax deducted at the Fund level but not advisory or any other third party expenses

* Return calculations are annualised

Performance Chart (returns before fees and tax)



QuayStreet Asset Management Limited (QSAM) is the Manager and Issuer of the QuayStreet Funds. A Product Disclosure Statement (PDS) is available by contacting our Client Services team on 0800 782 900 or visit www.quaystreet.com. Disclosure statements are available on request and free of charge.

This information is intended to provide a general overview of the fund and whilst the information is believed to be accurate and complete at the time of issue no guarantee or warranty is given nor responsibility accepted in this respect. Asset allocations can be changed from time to time and may be different because of factors such as market conditions and our ability to buy or sell assets at that time. Investments are subject to risks, the values can go down as well as up and investors may not get back the full amount invested.

Past performance is not a reliable guide to future performance. Returns or performance are not guaranteed by QSAM, Craigs Investment Partners Limited, The New Zealand Guardian Trust Company Limited, any related companies or any other person. This information is not a substitute for professional advice and does not take into account the investment objectives, financial situation or particular needs of any particular person. We recommend you read the PDS and seek professional assistance from an Authorised Financial Adviser.

The funds or securities referred to herein are not sponsored, endorsed, or promoted by MSCI, and MSCI bears no liability with respect to any such funds or securities. Please refer to www.msci.com/legal for further details.

This report refers to indices that are products of S&P Dow Jones Indices LLC and are licenced for use by QuayStreet Asset Management. A full disclaimer for the use of these products can be found at www.quaystreet.com/Terms-and-Conditions.aspx