

## Fund Description

The QuayStreet Balanced Fund invests in a diversified portfolio of defensive and growth assets. The investment objective is to provide a level of return consistent with the target asset allocation and risk profile of the Fund. Investment returns will vary considerably from year to year and may be negative.

## Monthly Update

The slight weakness in the NZD against some of the major currencies helped the MSCI World (NZD) Index post a small positive return of 0.3% for the month. Most developed economy sharemarkets were slightly down, while emerging markets overall outperformed. OPEC, for the first time in 8 years, announced it would begin trimming down oil production which caused oil to finish up 7.9%. The S&P/ASX 200 returned 0.5% outperforming the S&P/NZX 50 which fell 0.5%.

It was an interesting month for fixed interest markets. Initially there was a sell off of government bonds following the European Central Bank (ECB) monetary policy meeting. Key ECB interest rates were left unchanged and the size of its asset purchasing program was also unchanged at €80 billion per month, however the commentary surrounding these decisions was slightly more constructive on Euro area growth and inflation. This saw longer term bond yields rise sharply across the globe. However this move was mostly reversed in the later half of the month following mixed economic data from the US and the Federal Funds rate remaining unchanged.

The Fund returned 0.3% slightly outperforming its benchmark return of 0.2%. Australasian equities were the top contributor to relative performance while international equities were the worst.

## Monthly Return before fees and tax\*

Balanced Fund	0.35%
Benchmark	0.18%

\*Longer term returns on page 2.

## Balanced Fund Facts

Launch Date	25-Oct-07
Management Fee	1.00%
Unit Price (30 Sep 16)	\$1.6141
Fund NAV (30 Sep 16)	\$141,512,877

## Investment Ranges

Growth Assets	40-80%
Defensive Assets	20-60%

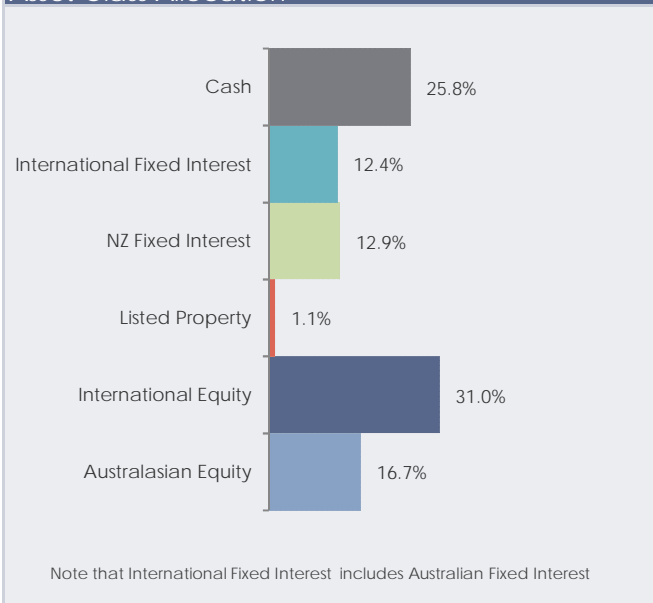
## Benchmark

MSCI World Index (NZD)	40.0%
S&P/NZX 50 Index	10.0%
S&P/ASX 200 Index	10.0%
S&P/NZX Investment Grade Corp Bond Index	30.0%
NZX 90 day Bank Bill Index	10.0%

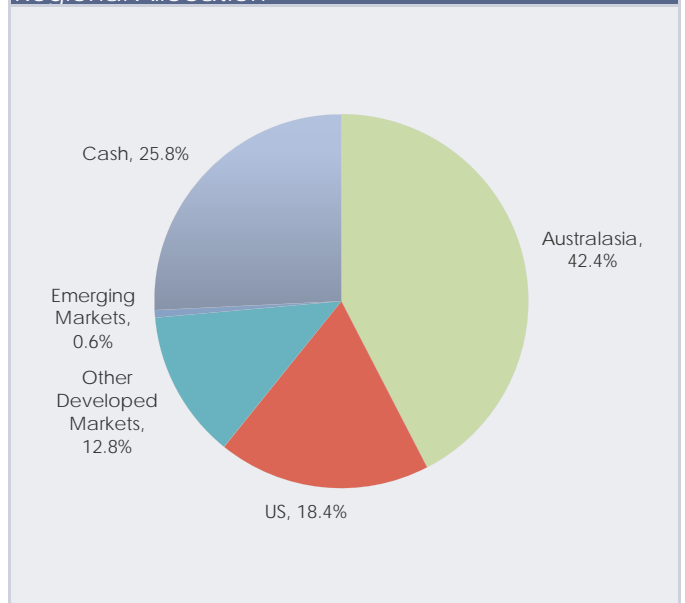
## Top 5 Holdings

	Weight
Ishares Core S&P 500 ETF	14.92%
MSCI EAFE incl Canada TRS	11.84%
SPDR Gold Shares Fund	1.35%
Mayne Pharma Group	1.07%
Contact Energy	0.95%

## Asset Class Allocation



## Regional Allocation



## Balanced Fund Performance as at 30-Sep-2016

Returns before fees and tax	1 Month	3 Months	6 Months	1 Year	3 Years*	5 Years*	Inception*
Balanced Fund <sup>1</sup>	0.35%	2.59%	3.72%	5.84%	8.76%	9.42%	6.68%
Benchmark Return <sup>2</sup>	0.18%	2.83%	3.40%	5.50%	8.26%	9.50%	4.95%
<b>Returns after fees and tax<sup>3</sup></b>							
Highest PIR tax rate (currently 28%)	0.22%	2.02%	2.88%	4.46%	6.78%	7.49%	4.51%
Medium PIR tax rate (currently 17.5%)	0.25%	2.15%	3.02%	4.63%	7.22%	7.91%	4.97%
Low PIR tax rate (currently 10.5%)	0.27%	2.24%	3.12%	4.77%	7.53%	8.20%	5.19%
Zero PIR tax rate	0.31%	2.38%	3.27%	4.93%	7.96%	8.61%	5.80%

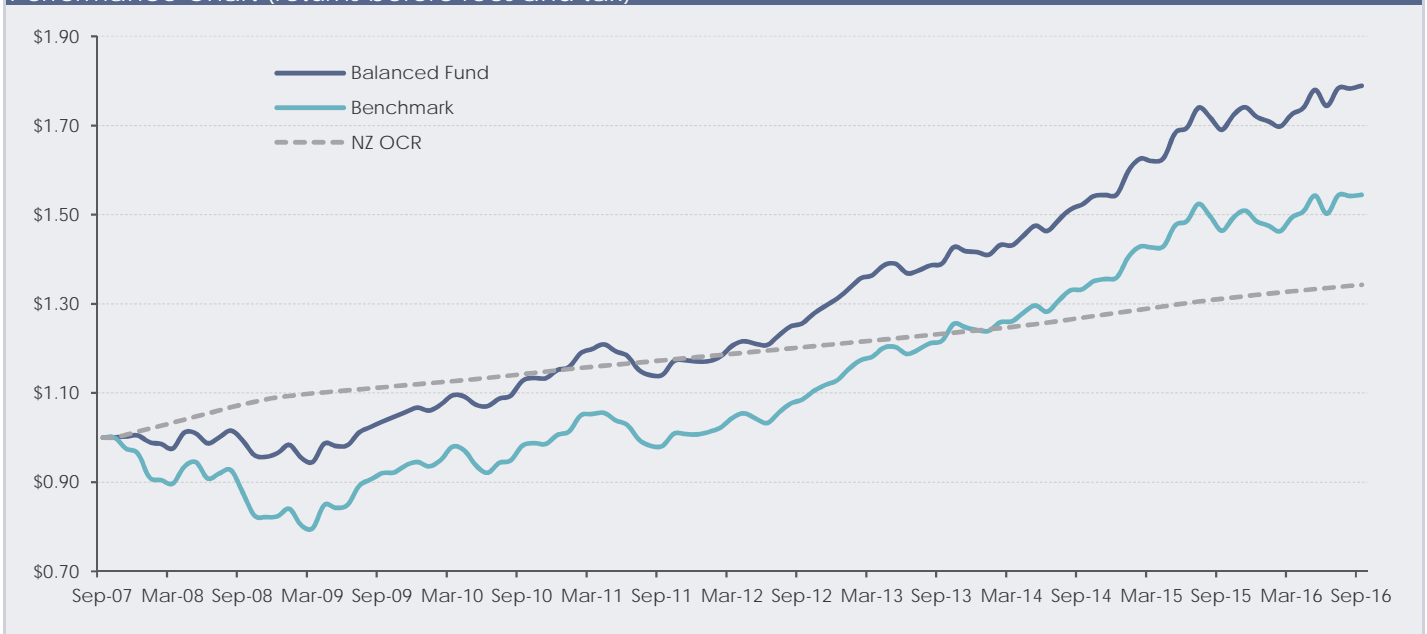
1. Includes imputation credits where applicable

2. Historic performance based on the benchmark that was effective at the time

3. Includes all fees and tax deducted at the Fund level but not advisory or any other third party expenses

\* Return calculations are annualised

## Performance Chart (returns before fees and tax)



QuayStreet Asset Management Limited (QSAM) is the Manager and Issuer of the QuayStreet Funds. A Product Disclosure Statement (PDS) is available by contacting our Client Services team on 0800 782 900 or visit [www.quaystreet.com](http://www.quaystreet.com). Disclosure statements are available on request and free of charge.

This information is intended to provide a general overview of the fund and whilst the information is believed to be accurate and complete at the time of issue no guarantee or warranty is given nor responsibility accepted in this respect. Asset allocations can be changed from time to time and may be different because of factors such as market conditions and our ability to buy or sell assets at that time. Investments are subject to risks, the values can go down as well as up and investors may not get back the full amount invested.

Past performance is not a reliable guide to future performance. Returns or performance are not guaranteed by QSAM, Craigs Investment Partners Limited, The New Zealand Guardian Trust Company Limited, any related companies or any other person. This information is not a substitute for professional advice and does not take into account the investment objectives, financial situation or particular needs of any particular person. We recommend you read the PDS and seek professional assistance from an Authorised Financial Adviser.

The funds or securities referred to herein are not sponsored, endorsed, or promoted by MSCI, and MSCI bears no liability with respect to any such funds or securities. Please refer to [www.msci.com/legal](http://www.msci.com/legal) for further details.

This report refers to indices that are products of S&P Dow Jones Indices LLC and are licenced for use by QuayStreet Asset Management. A full disclaimer for the use of these products can be found at [www.quaystreet.com/Terms-and-Conditions.aspx](http://www.quaystreet.com/Terms-and-Conditions.aspx)