

QuayStreet Balanced SRI Fund

30 April 2017

FUND DESCRIPTION

The guiding philosophy of the QuayStreet Balanced SRI Fund is to endeavour to have a diversified portfolio of investments that are deemed to be environmentally and socially sustainable, whilst still applying our traditional portfolio investment criteria. The Fund invests in a diversified portfolio of defensive and growth assets. The investment objective is to provide a level of return consistent with the target asset allocation and risk profile of the Fund. The Balanced SRI investible universe is smaller and this may affect the Fund's returns and volatility relative to a traditional balanced portfolio. Investment returns will vary considerably from year to year and may be negative.

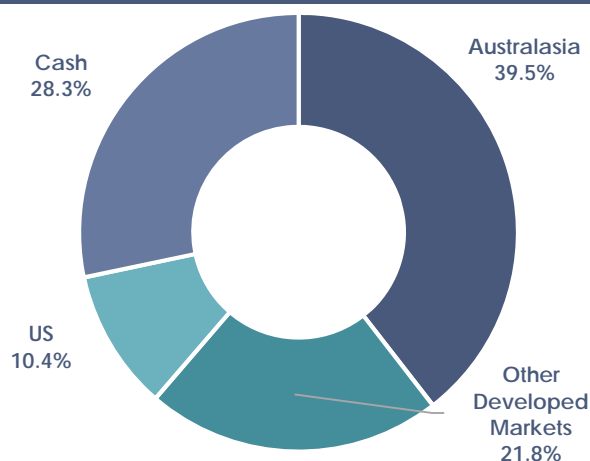
ASSET ALLOCATION

| | Current | Range |
|------------------|---------|--------|
| Growth Assets | 46.4% | 40-80% |
| Defensive Assets | 53.6% | 20-60% |

| | | |
|------------------------------|-------|-------|
| International Equity | 33.4% | 0-80% |
| Cash | 27.6% | 0-60% |
| Australasian Equity | 15.0% | 0-80% |
| NZ Fixed Interest | 14.4% | 0-60% |
| International Fixed Interest | 8.6% | 0-60% |
| Listed Property | 0.9% | 0-40% |

Note that International Fixed Interest includes Australian Fixed Interest

REGIONAL EXPOSURE



TOP 5 FIXED INTEREST SECURITIES (ex. cash)

1. Stockland (Nov 2022)
2. Telstra (Sep 2022)
3. ANZ Green Bond (June 2020)
4. Westpac Climate Bond (Mar 2021)
5. Investa Office Fund Green Bond (April 2024)

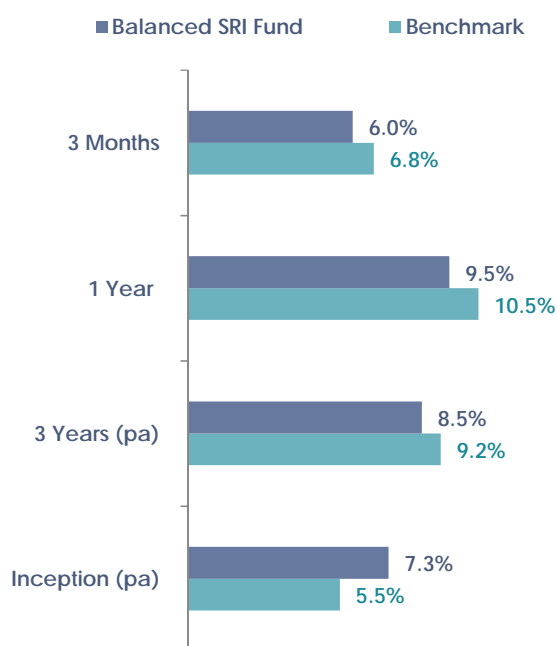
FUND FACTS

| | |
|----------------------|--------------|
| Launch Date | 1-Nov-07 |
| Management Fee | 1.25% |
| Unit Price | \$1.6892 |
| Fund Net Asset Value | \$31,726,952 |

PERFORMANCE BENCHMARK

| | WEIGHT |
|--|--------|
| MSCI World Index (NZD) Net Total Return | 40% |
| S&P/NZX 50 Gross Index | 10% |
| S&P/ASX 200 Accumulation Index | 10% |
| S&P/NZX Investment Grade Corp Bond Index | 30% |
| NZX 90 day Bank Bill Index | 10% |

FUND RETURNS (before fees and tax)



TOP 5 EQUITY SECURITIES

1. MSCI World ESG TRS
2. Ishares MSCI KLD 400 Social
3. MSCI EMU SRI - UBS ETF
4. Ishares MSCI Europe SRI ETF
5. SPDR Gold Shares Fund

FURTHER INFORMATION?

Contact the QuayStreet Service Team
0800 782 900
info@quaystreet.com

QuayStreet Balanced SRI Fund

30 April 2017

FUND RETURNS

| | 1 Month | 3 Months | 6 Months | 1 Year | 3 Year* | 5 Year* | Inception* |
|---|---------|----------|----------|--------|---------|---------|------------|
| Returns before fees and tax | | | | | | | |
| Balanced SRI Fund ¹ | 1.88% | 5.98% | 7.21% | 9.49% | 8.49% | 9.70% | 7.28% |
| Benchmark Return ² | 1.88% | 6.75% | 9.06% | 10.55% | 9.18% | 9.59% | 5.52% |
| Returns after fees and tax³ | | | | | | | |
| Highest PIR Tax Rate (28%) | 1.55% | 4.98% | 5.57% | 6.67% | 5.97% | 7.24% | 4.71% |
| Medium PIR Tax Rate (17%) | 1.64% | 5.24% | 5.94% | 7.21% | 6.40% | 7.64% | 5.17% |
| Low RIR Tax Rate (0%) | 1.70% | 5.40% | 6.18% | 7.57% | 6.69% | 7.91% | 5.38% |
| Zero PIR Tax Rate | 1.79% | 5.66% | 6.54% | 8.09% | 7.10% | 8.31% | 5.97% |

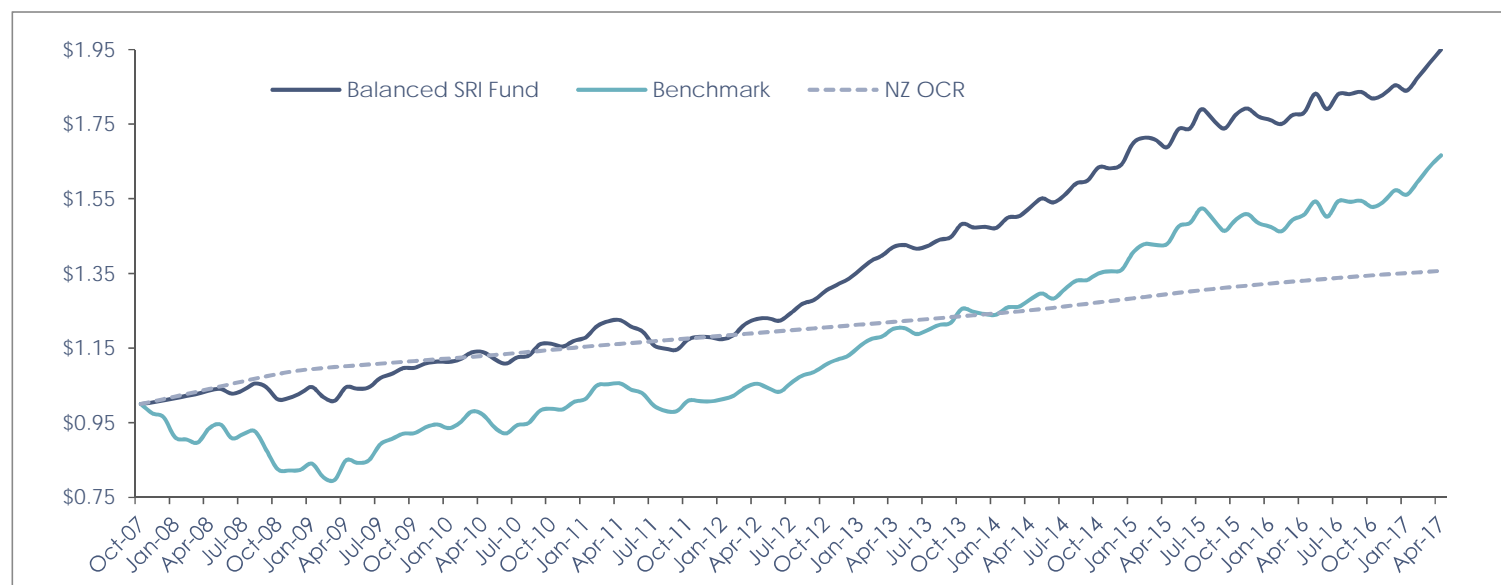
1. Includes Imputation Credits where applicable

2. Historic performance includes benchmark that was applicable at the time

3. Includes Fees and Tax deducted at the Fund level but not advisory or any other third party expenses

* Return calculations are annualised

Performance Chart (before fees and tax)



QuayStreet Asset Management Limited (QSAM) is the Manager and Issuer of the QuayStreet Funds. A Product Disclosure Statement (PDS) is available by contacting our Client Services team on 0800 782 900 or visit www.quaystreet.com. Disclosure statements are available on request and free of charge.

This information is intended to provide a general overview of the fund and whilst the information is believed to be accurate and complete at the time of issue no guarantee or warranty is given nor responsibility accepted in this respect. Asset allocations can be changed from time to time and may be different because of factors such as market conditions and our ability to buy or sell assets at that time. Investments are subject to risks, the values can go down as well as up and investors may not get back the full amount invested.

Past performance is not a reliable guide to future performance. Returns or performance are not guaranteed by QSAM, Craigs Investment Partners Limited, The New Zealand Guardian Trust Company Limited, any related companies or any other person. This information is not a substitute for professional advice and does not take into account the investment objectives, financial situation or particular needs of any particular person. We recommend you read the PDS and seek professional assistance from an Authorised Financial Adviser.

The funds or securities referred to herein are not sponsored, endorsed, or promoted by MSCI, and MSCI bears no liability with respect to any such funds or securities. Please refer to www.msci.com/legal for further details.

This report refers to indices that are products of S&P Dow Jones Indices LLC and are licenced for use by QuayStreet Asset Management. A full disclaimer for the use of these products can be found at www.quaystreet.com/Terms-and-Conditions.aspx

FURTHER INFORMATION?

Contact the QuayStreet Service Team
0800 782 900
info@quaystreet.com