

## FUND DESCRIPTION

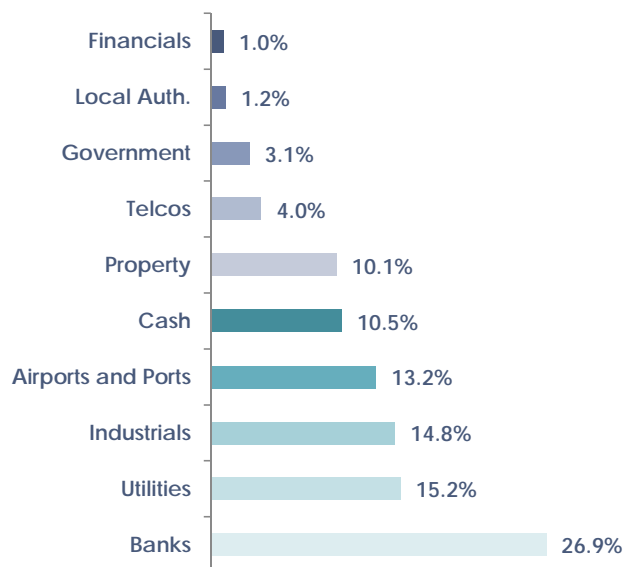
The QuayStreet Fixed Interest Fund invests in a diversified portfolio of high quality income assets such as cash, term deposits and securities issued by corporate and government entities. The investment objective is to provide investors with a level of return consistent with the New Zealand fixed interest market. Investment returns will vary from year to year and may be negative.

## ASSET ALLOCATION

	Current	Range
NZ Fixed Interest	53.1%	0-100%
International Fixed Interest	45.5%	0-100%
Cash	1.4%	0-40%

Note that International Fixed Interest includes Australian Fixed Interest

## SECTOR ALLOCATION



## TOP 10 FIXED INTEREST SECURITIES (ex. cash)

1. NZ Govt Inflation Linked (Sep 2025)	6. Crown (Nov 2019)
2. Sydney Airport Inflation Linked (Nov 2020)	7. ANZ (Aug 2023)
3. Powerco (Sep 2022)	8. Stockland (Nov 2022)
4. NAB (May 2021)	9. Auckland Airport ( May 2021)
5. Lend Lease (Nov 2018)	10. BPI No 1 Senior Bonds (Sep 2025)

## FUND FACTS

Launch Date	31-Oct-09
Management Fee	0.75%
Unit Price	\$1.2982
Fund Net Asset Value	\$145,064,381

## PERFORMANCE BENCHMARK

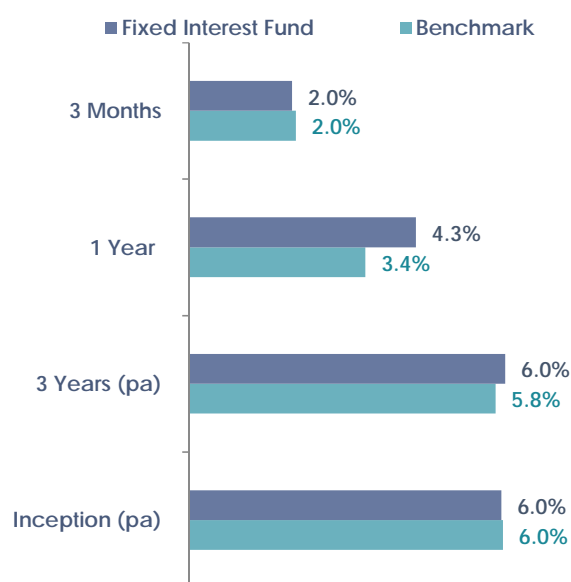
PERFORMANCE BENCHMARK	WEIGHT
S&P/NZX Inv Grade Corp Bond Index	100%

## DISTRIBUTION

Last Distribution (cpu)	1.20
Last Distribution Date	24-Apr-17
Distribution Frequency	6 Monthly
Annualised Distribution Yield	1.85%
Gross Annualised Distribution Yield*	2.57%

\* This is the annualised distribution yield based on the last distribution, the current unit price and gross of tax at a PIR of 28%

## FUND RETURNS (before fees and tax)



## FURTHER INFORMATION?

Contact the QuayStreet Service Team  
0800 782 900  
info@quaystreet.com

# QuayStreet Fixed Interest Fund

30 April 2017

## FUND RETURNS

	1 Month	3 Months	6 Months	1 Year	3 Year*	5 Year*	Inception*
<b>Returns before fees and tax</b>							
Fixed Interest Fund <sup>1</sup>	0.55%	1.96%	1.64%	4.32%	6.03%	5.44%	5.95%
Benchmark Return <sup>2</sup>	0.60%	2.03%	1.28%	3.36%	5.84%	5.13%	5.98%
<b>Returns after fees and tax<sup>3</sup></b>							
Highest PIR Tax Rate (28%)	0.35%	1.28%	0.91%	2.54%	3.74%	3.32%	3.67%
Medium PIR Tax Rate (17%)	0.41%	1.47%	1.04%	2.90%	4.29%	3.81%	4.21%
Low RIR Tax Rate (0%)	0.44%	1.59%	1.14%	3.17%	4.67%	4.15%	4.55%
Zero PIR Tax Rate	0.49%	1.77%	1.26%	3.53%	5.22%	4.64%	5.15%

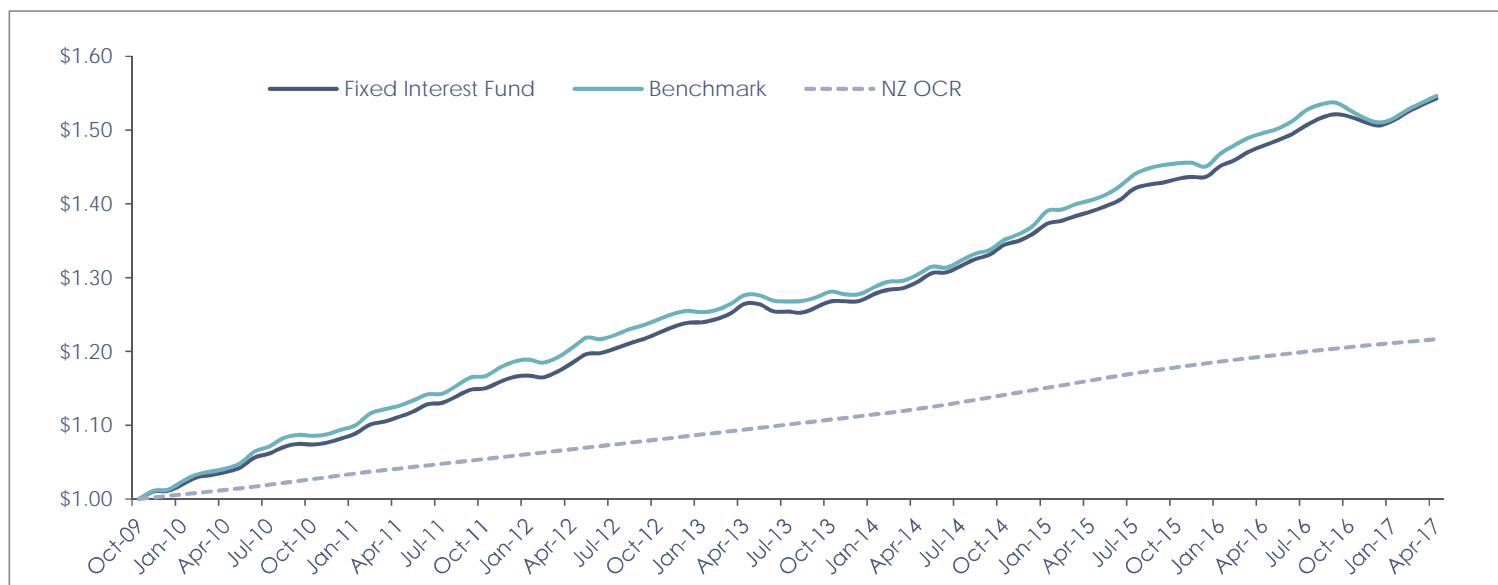
1. Includes Imputation Credits where applicable

2. Historic performance includes benchmark that was applicable at the time

3. Includes Fees and Tax decuded at the Fund level but not advisory or any other third party expenses

\* Return calculations are annualised

## Performance Chart (before fees and tax)



QuayStreet Asset Management Limited (QSAM) is the Manager and Issuer of the QuayStreet Funds. A Product Disclosure Statement (PDS) is available by contacting our Client Services team on 0800 782 900 or visit [www.quaystreet.com](http://www.quaystreet.com). Disclosure statements are available on request and free of charge.

This information is intended to provide a general overview of the fund and whilst the information is believed to be accurate and complete at the time of issue no guarantee or warranty is given nor responsibility accepted in this respect. Asset allocations can be changed from time to time and may be different because of factors such as market conditions and our ability to buy or sell assets at that time. Investments are subject to risks, the values can go down as well as up and investors may not get back the full amount invested.

Past performance is not a reliable guide to future performance. Returns or performance are not guaranteed by QSAM, Craigs Investment Partners Limited, The New Zealand Guardian Trust Company Limited, any related companies or any other person. This information is not a substitute for professional advice and does not take into account the investment objectives, financial situation or particular needs of any particular person. We recommend you read the PDS and seek professional assistance from an Authorised Financial Adviser.

The funds or securities referred to herein are not sponsored, endorsed, or promoted by MSCI, and MSCI bears no liability with respect to any such funds or securities. Please refer to [www.msci.com/legal](http://www.msci.com/legal) for further details.

This report refers to indices that are products of S&P Dow Jones Indices LLC and are licenced for use by QuayStreet Asset Management. A full disclaimer for the use of these products can be found at [www.quaystreet.com/Terms-and-Conditions.aspx](http://www.quaystreet.com/Terms-and-Conditions.aspx)

## FURTHER INFORMATION?

Contact the QuayStreet Service Team  
0800 782 900  
[info@quaystreet.com](mailto:info@quaystreet.com)