

# QuayStreet Altum Fund

31 October 2017

## FUND DESCRIPTION

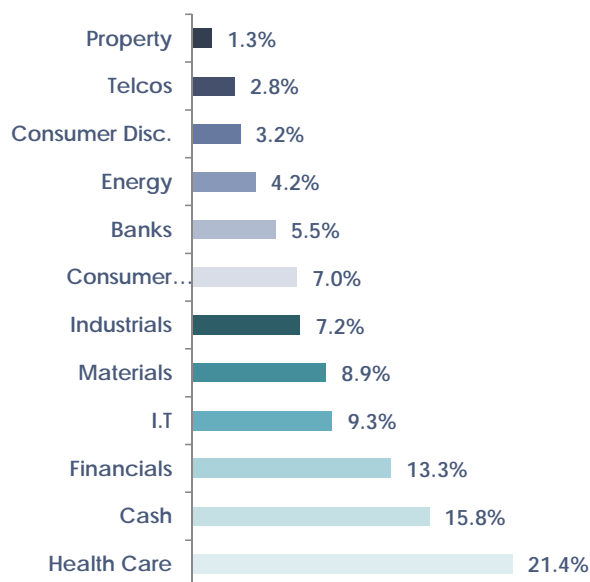
The QuayStreet Altum Fund invests in a concentrated portfolio of shares, predominantly listed in New Zealand and Australia. The investment objective is to provide investors with a high level of return over the long term regardless of sharemarket returns. Investment returns will vary substantially from year to year and may be negative.

## ASSET ALLOCATION

	Current	Range
Growth Assets	84.2%	0-100%
Defensive Assets	15.8%	0-100%

Australasian Equity	77.4%	0-100%
International Equity	5.5%	0-100%
Listed Property	1.3%	0-100%
Cash	15.8%	0-100%

## SECTOR ALLOCATION



## TOP 10 EQUITY SECURITIES

1. Fisher & Paykel Healthcare	8.6%	6. Westpac Banking Corp	5.5%
2. A2 Milk Company	7.0%	7. Xero	4.9%
3. Clean TeQ Holdings Ltd	6.3%	8. Santos	4.2%
4. Macquarie Group	6.0%	9. Eclix	3.9%
5. CSL	5.8%	10. oOH Media Group	3.2%

## FUND FACTS

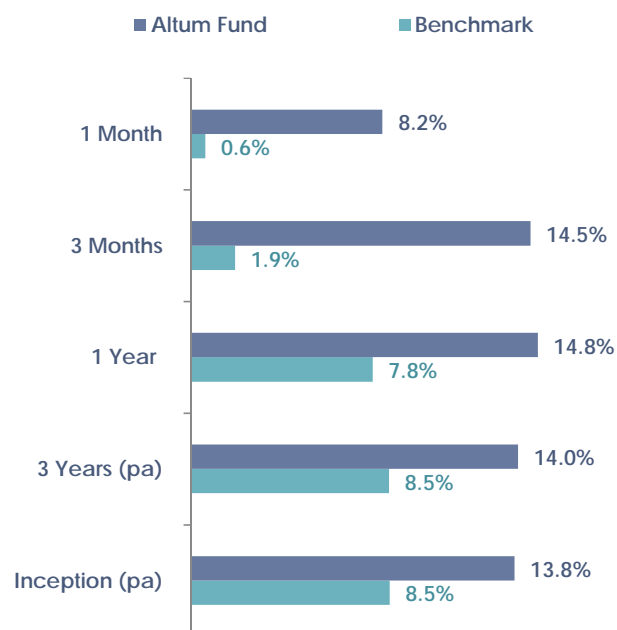
Launch Date	22-Sep-14
Management Fee	1.25%*
Unit Price	\$1.3968
Fund Net Asset Value	\$46,581,773
Monthly Fund Return	8.19%
Benchmark	0.64%

\* A performance fee of 15% of the excess return (before tax) above the benchmark is payable to the manager of the Fund. A high water mark applies. Please refer to the QuayStreet Product Disclosure Statement (PDS), under the section titled 'What are the fees?' for further explanation.

## PERFORMANCE BENCHMARK

PERFORMANCE BENCHMARK	WEIGHT
NZ OCR + 6%	100%

## FUND RETURNS (before fees and tax)



## FURTHER INFORMATION?

Contact the QuayStreet Service Team  
 0800 782 900  
 info@quaystreet.com

## FUND RETURNS

	1 Month	3 Months	6 Months	1 Year	3 Year*	5 Year*	Inception*
<b>Returns before fees and tax</b>							
Altum Fund <sup>1</sup>	8.19%	14.51%	14.67%	14.82%	13.97%		13.83%
Benchmark Return <sup>2</sup>	0.64%	1.90%	3.83%	7.77%	8.47%		8.50%
<b>Returns after fees and tax<sup>3</sup></b>							
Highest PIR Tax Rate (28%)	7.49%	13.80%	13.77%	12.87%	11.89%		11.77%
Medium PIR Tax Rate (17.5%)	7.17%	13.36%	13.26%	12.58%	11.83%		11.71%
Low PIR Tax Rate (10.5%)	6.96%	13.08%	12.93%	12.38%	11.78%		11.66%
Zero PIR Tax Rate	6.65%	12.65%	12.45%	12.12%	11.73%		11.61%

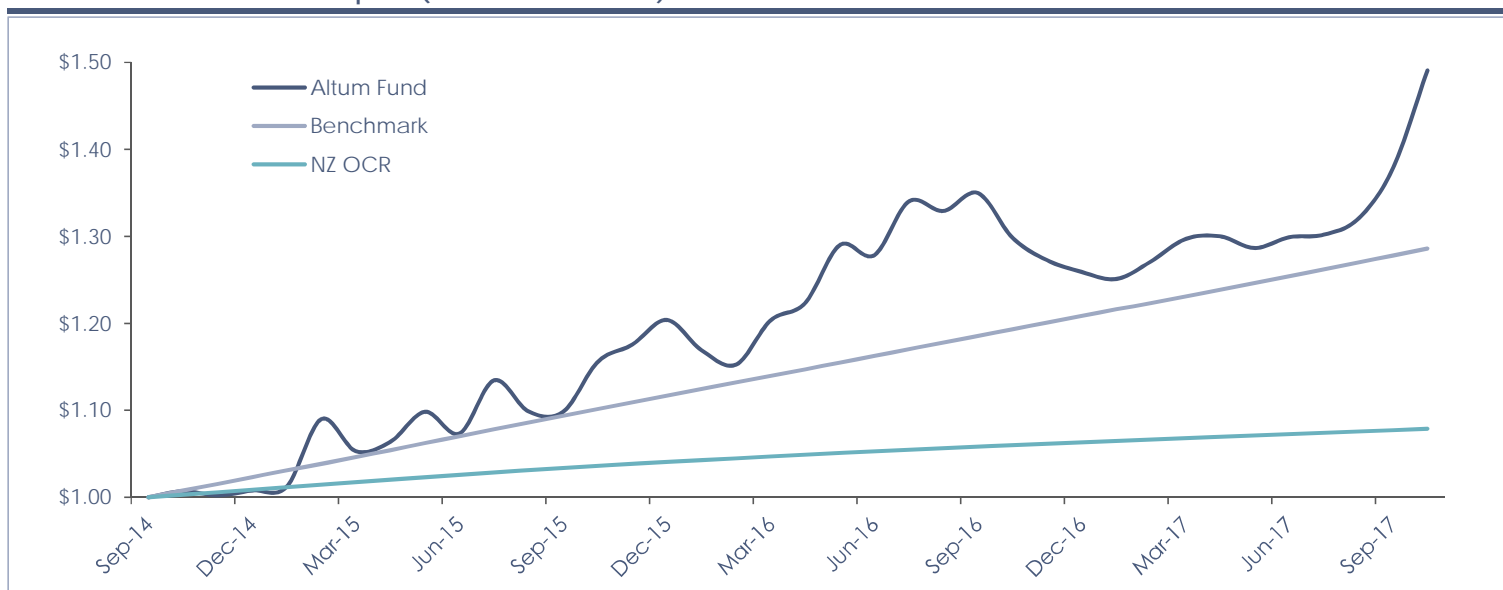
1. Includes Imputation Credits where applicable

2. Historic performance includes benchmark that was applicable at the time

3. Includes Fees and Tax deducted at the Fund level but not advisory or any other third party expenses

\* Return calculations are annualised

## Cumulative returns since inception (before fees and tax)



QuayStreet Asset Management Limited (QSAM) is the Manager and Issuer of the QuayStreet Funds. A Product Disclosure Statement (PDS) is available by contacting our Client Services team on 0800 782 900 or visit [www.quaystreet.com](http://www.quaystreet.com). Disclosure statements are available on request and free of charge.

This information is intended to provide a general overview of the fund and whilst the information is believed to be accurate and complete at the time of issue no guarantee or warranty is given nor responsibility accepted in this respect. Asset allocations can be changed from time to time and may be different because of factors such as market conditions and our ability to buy or sell assets at that time. Investments are subject to risks, the values can go down as well as up and investors may not get back the full amount invested.

Past performance is not a reliable guide to future performance. Returns or performance are not guaranteed by QSAM, Craigs Investment Partners Limited, The New Zealand Guardian Trust Company Limited, any related companies or any other person. This information is not a substitute for professional advice and does not take into account the investment objectives, financial situation or particular needs of any particular person. We recommend you read the PDS and seek professional assistance from an Authorised Financial Adviser.

The funds or securities referred to herein are not sponsored, endorsed, or promoted by MSCI, and MSCI bears no liability with respect to any such funds or securities. Please refer to [www.msci.com/legal](http://www.msci.com/legal) for further details.

This report refers to indices that are products of S&P Dow Jones Indices LLC and are licenced for use by QuayStreet Asset Management. A full disclaimer for the use of these products can be found at [www.quaystreet.com/Terms-and-Conditions.aspx](http://www.quaystreet.com/Terms-and-Conditions.aspx).

### FURTHER INFORMATION?

Contact the QuayStreet Service Team  
0800 782 900  
[info@quaystreet.com](mailto:info@quaystreet.com)