

FUND DESCRIPTION

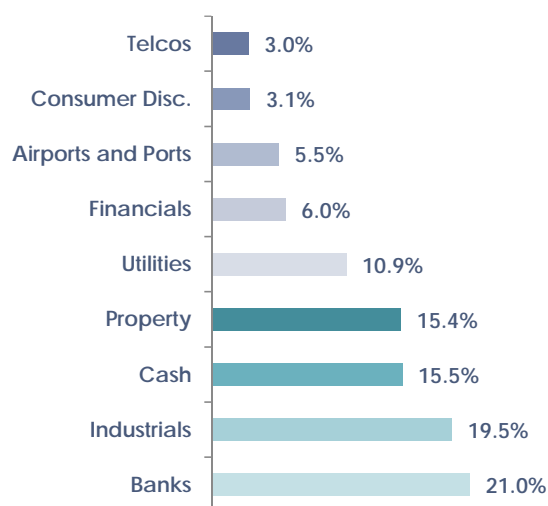
The QuayStreet Income Fund invests in a diversified portfolio of income producing assets including cash, term deposits, fixed interest securities, listed property, infrastructure and utility securities and equities. The investment objective is to provide investors with a high level of income relative to prevailing short term interest rates. The Fund will make quarterly distributions and aims to preserve the real value of investments relative to inflation over the medium term. Investment returns will vary from year to year and may be negative.

ASSET ALLOCATION

	Current	Range
Growth Assets	10.2%	0-30%
Defensive Assets	89.8%	70-100%
Australasian Equity	3.5%	0-30%
NZ Fixed Interest	45.3%	0-100%
International Fixed Interest	29.0%	0-100%
Listed Property	6.7%	0-30%
Cash	15.5%	0-20%

Note that International Fixed Interest includes Australian Fixed Interest

SECTOR ALLOCATION



TOP 5 FIXED INTEREST SECURITIES (ex. cash)

1. Sydney Airport Inflation Linked (Nov 2020)	3.0%
2. Seek FRN (April 2022)	2.6%
3. NAB Income Security	2.5%
4. Vector (Jun 2022)	2.5%
5. Suncorp Subordinated Notes (Nov 2023)	2.0%

TOP 5 EQUITY SECURITIES

1. Ingenia Communities Group	2.8%
2. Evolve Education Group	1.4%
3. Goodman Property Trust	1.2%
4. Stride Stapled Group	1.1%
5. Investore Property	1.1%

FUND FACTS

Launch Date	30-Sep-14
Management Fee	0.75%
Unit Price	\$1.1118
Fund Net Asset Value	\$106,111,738
Monthly Fund Return	0.31%
Benchmark	0.31%

PERFORMANCE BENCHMARK

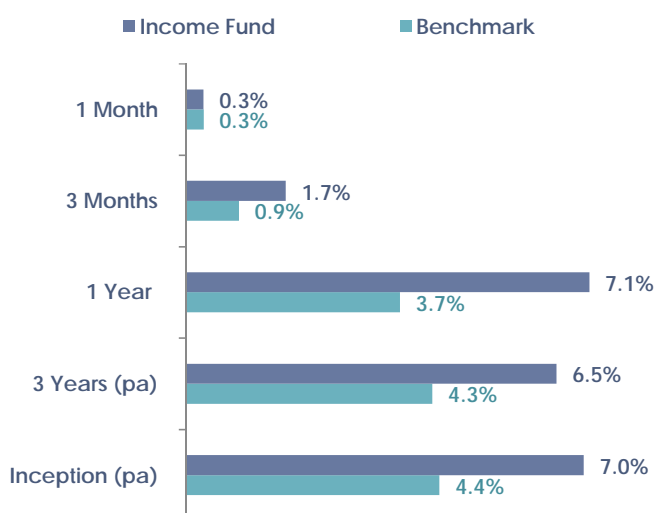
	WEIGHT
NZ OCR + 2%	100%

DISTRIBUTION

Last Distribution (cpu)	0.65
Last Distribution Date	24-Jan-18
Distribution Frequency	Quarterly
Annualised Distribution Yield	2.34%
Gross Annualised Distribution Yield*	3.25%

* This is the annualised distribution yield based on the last distribution, the current unit price and gross of tax at a PIR of 28%

FUND RETURNS (before fees and tax)



FURTHER INFORMATION?

Contact the QuayStreet Service Team
0800 782 900
info@quaystreet.com

FUND RETURNS

	1 Month	3 Months	6 Months	1 Year	3 Year*	5 Year*	Inception*
Returns before fees and tax							
Income Fund ¹	0.31%	1.75%	3.19%	7.07%	6.49%		6.97%
Benchmark Return ²	0.31%	0.93%	1.87%	3.75%	4.32%		4.44%
Returns after fees and tax³							
Highest PIR Tax Rate (28%)	0.15%	1.22%	2.10%	4.60%	4.24%		4.67%
Medium PIR Tax Rate (17.5%)	0.18%	1.35%	2.35%	5.21%	4.77%		5.22%
Low PIR Tax Rate (10.5%)	0.21%	1.43%	2.52%	5.63%	5.13%		5.59%
Zero PIR Tax Rate	0.24%	1.56%	2.79%	6.24%	5.67%		6.14%

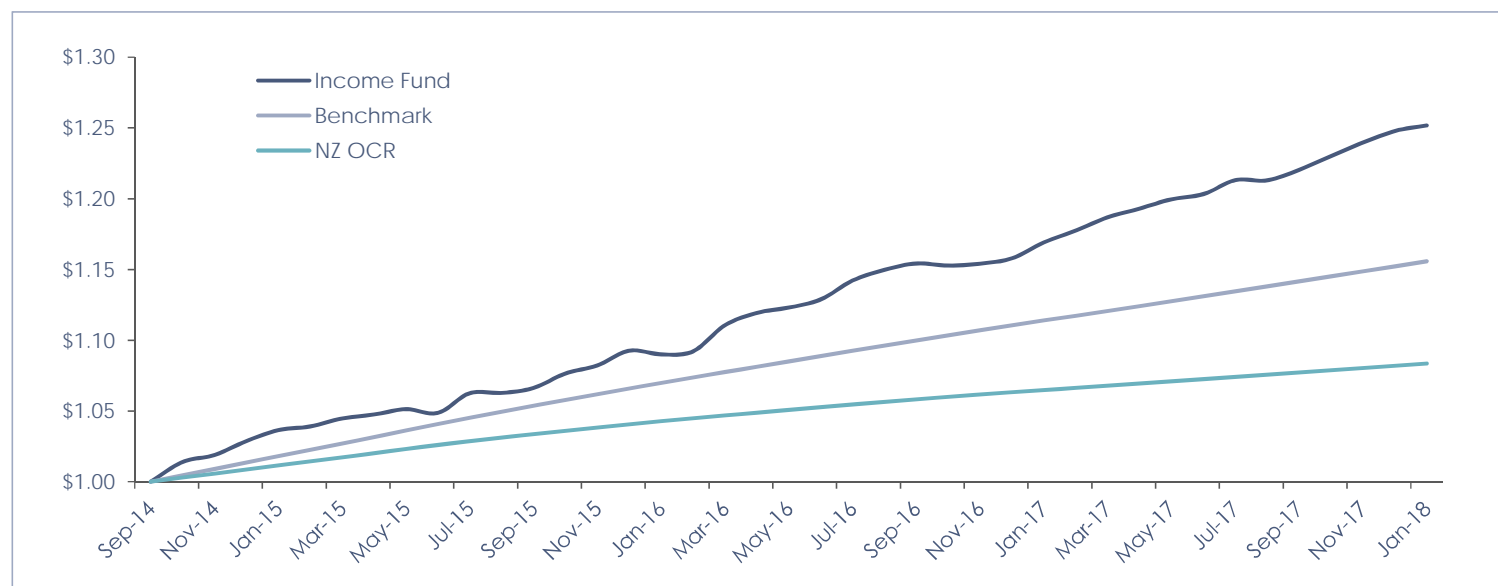
1. Includes Imputation Credits where applicable

2. Historic performance includes benchmark that was applicable at the time

3. Includes Fees and Tax deducted at the Fund level but not advisory or any other third party expenses

* Return calculations are annualised

Cumulative returns since inception (before fees and tax)



QuayStreet Asset Management Limited (QSAM) is the Manager and Issuer of the QuayStreet Funds. A Product Disclosure Statement (PDS) is available by contacting our Client Services team on 0800 782 900 or visit www.quaystreet.com. Disclosure statements are available on request and free of charge.

This information is intended to provide a general overview of the fund and whilst the information is believed to be accurate and complete at the time of issue no guarantee or warranty is given nor responsibility accepted in this respect. Asset allocations can be changed from time to time and may be different because of factors such as market conditions and our ability to buy or sell assets at that time. Investments are subject to risks, the values can go down as well as up and investors may not get back the full amount invested.

Past performance is not a reliable guide to future performance. Returns or performance are not guaranteed by QSAM, Craigs Investment Partners Limited, The New Zealand Guardian Trust Company Limited, any related companies or any other person. This information is not a substitute for professional advice and does not take into account the investment objectives, financial situation or particular needs of any particular person. We recommend you read the PDS and seek professional assistance from an Authorised Financial Adviser.

The funds or securities referred to herein are not sponsored, endorsed, or promoted by MSCI, and MSCI bears no liability with respect to any such funds or securities. Please refer to www.msci.com/legal for further details.

This report refers to indices that are products of S&P Dow Jones Indices LLC and are licenced for use by QuayStreet Asset Management. A full disclaimer for the use of these products can be found at www.quaystreet.com/Terms-and-Conditions.aspx

FURTHER INFORMATION?

Contact the QuayStreet Service Team
0800 782 900
info@quaystreet.com