

QuayStreet Balanced Fund

31 May 2020

FUND DESCRIPTION

The QuayStreet Balanced Fund invests in a diversified portfolio of defensive and growth assets. The investment objective is to provide a level of return consistent with the target asset allocation and risk profile of the Fund, above the performance benchmark. Investment returns will vary considerably from year to year and may be negative.

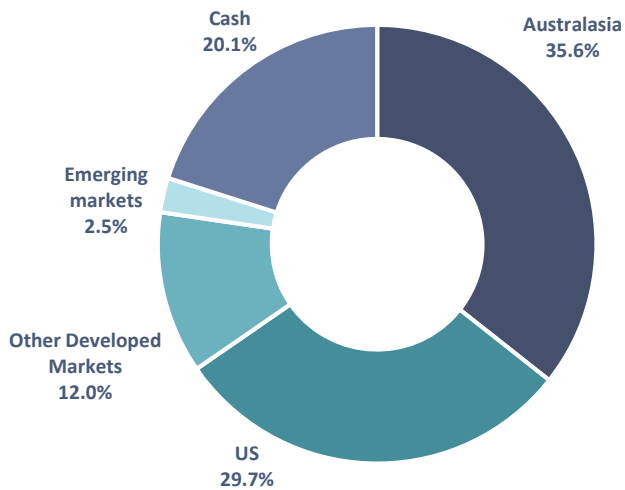
ASSET ALLOCATION

	Current	Range
Growth Assets	55.4%	40-80%
Defensive Assets	44.6%	20-60%

Australasian Equity	16.8%	0-80%
International Equity	38.4%	0-80%
NZ Fixed Interest	16.5%	0-60%
International Fixed Interest	8.0%	0-60%
Listed Property	0.2%	0-40%
Cash	20.1%	0-60%

Note that International Fixed Interest includes Australian Fixed Interest

REGIONAL EXPOSURE



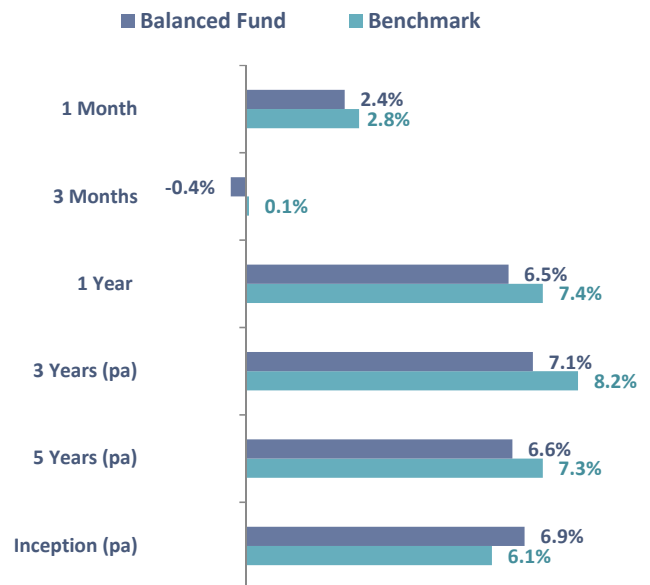
FUND FACTS

Launch Date	19-Sep-07
Management Fee	1.00%
Unit Price	\$2.0137
Fund Net Asset Value	\$233,740,872
Monthly Fund Return	2.44%
Benchmark	2.80%

PERFORMANCE BENCHMARK

	WEIGHT
MSCI World Index (NZD) Net Total Return	40%
S&P/NZX 50 Gross Index	10%
S&P/ASX 200 Accumulation Index	10%
S&P/NZX Investment Grade Corp Bond Index	30%
NZX 90 day Bank Bill Index	10%

FUND RETURNS (before fees and tax)



TOP 5 FIXED INTEREST SECURITIES (ex. cash)

1. Sydney Airport Inflation Linked (Nov 2020)	1.0%
2. Vector (Mar 2024)	0.9%
3. Genesis Energy (April 2025)	0.6%
4. NZ Govt Inflation Linked (Sep 2025)	0.6%
5. Seek FRN (April 2022)	0.6%

TOP 5 EQUITY SECURITIES

1. Ishares Core S&P 500 ETF	18.5%
2. MSCI EAFE incl Canada TRS	11.6%
3. SPDR Gold Shares Fund	1.7%
4. Fisher & Paykel Healthcare	1.6%
5. A2 Milk Company	1.4%

FURTHER INFORMATION?

Contact the QuayStreet Service Team
0800 782 900
info@quaystreet.com



QUAYSTREET®
ASSET MANAGEMENT

QuayStreet Balanced Fund

31 May 2020

FUND RETURNS

	1 Month	3 Months	6 Months	1 Year	3 Year*	5 Year*	Inception*
Returns before fees and tax							
Balanced Fund ¹	2.44%	-0.38%	-0.57%	6.50%	7.11%	6.59%	6.90%
Benchmark Return ²	2.80%	0.07%	-1.21%	7.35%	8.22%	7.35%	6.09%
Returns after fees and tax³							
Highest PIR Tax Rate (28%)	2.14%	-0.35%	-0.96%	4.88%	5.34%	4.85%	4.80%
Medium PIR Tax Rate (17.5%)	2.22%	-0.45%	-0.99%	5.13%	5.65%	5.15%	5.24%
Low PIR Tax Rate (10.5%)	2.28%	-0.50%	-0.99%	5.31%	5.86%	5.36%	5.46%
Zero PIR Tax Rate	2.35%	-0.60%	-1.02%	5.55%	6.17%	5.67%	6.00%

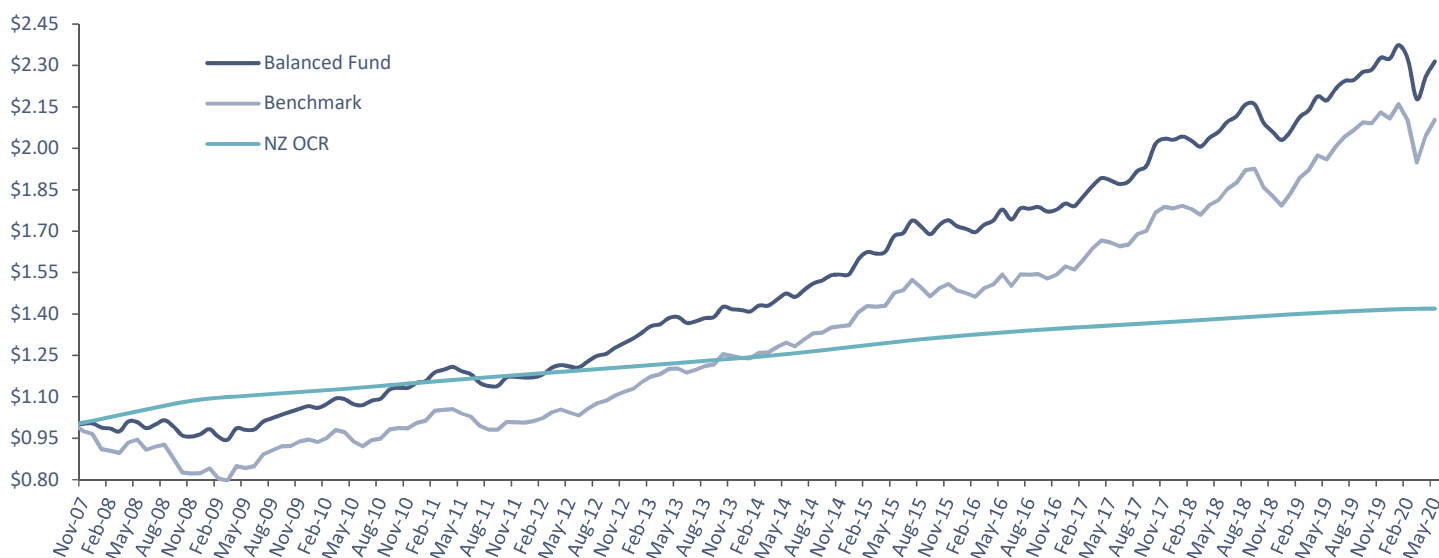
1. Includes Imputation Credits where applicable

2. Historic performance includes benchmark that was applicable at the time. Information on the Benchmark indices are available in the Other Material Information document available at quaystreet.com or on the offer register; business.govt.nz/disclose

3. Includes Fees and Tax deducted at the Fund level but not advisory or any other third party expenses.

* Return calculations are annualised

Cumulative returns since inception (before fees and tax)



Hedging

The Fund's foreign currency exposure is actively managed in a manner consistent with the investment objectives and the performance benchmark. The current exposure to foreign currencies is 44% compared to the benchmark foreign currency exposure of 40%

QuayStreet Asset Management Limited (QSAM) is the Manager and Issuer of the QuayStreet Funds. A Product Disclosure Statement (PDS) is available by contacting our Client Services team on 0800 782 900 or visit www.quaystreet.com. Adviser disclosure statements are available on request and free of charge.

This information is intended to provide a general overview of the fund and whilst the information is believed to be accurate and complete at the time of issue no guarantee or warranty is given nor responsibility accepted in this respect. Asset allocations can be changed from time to time and may be different because of factors such as market conditions and our ability to buy or sell assets at that time. Investments are subject to risks, the values can go down as well as up and investors may not get back the full amount invested.

Past performance is not a reliable guide to future performance. Returns or performance are not guaranteed by QSAM, Craigs Investment Partners Limited, The New Zealand Guardian Trust Company Limited, any related companies or any other person. This information is not a substitute for professional advice and does not take into account the investment objectives, financial situation or particular needs of any particular person. We recommend you read the PDS and seek professional assistance from an Authorised Financial Adviser.

The funds or securities referred to herein are not sponsored, endorsed, or promoted by MSCI, and MSCI bears no liability with respect to any such funds or securities. Please refer to www.msci.com/legal for further details.

This report refers to indices that are products of S&P Dow Jones Indices LLC and are licenced for use by QuayStreet Asset Management. A full disclaimer for the use of these products can be found at www.quaystreet.com/Terms-and-Conditions.aspx

FURTHER INFORMATION?

Contact the QuayStreet Service Team
0800 782 900
info@quaystreet.com

