

QuayStreet Socially Responsible Investment Fund

31 July 2021

FUND DESCRIPTION

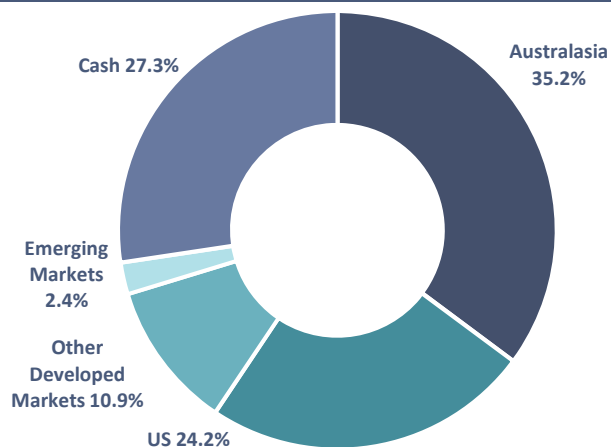
The guiding philosophy of the QuayStreet Socially Responsible Investment (SRI) Fund is to endeavour to have a diversified portfolio of investments that are considered to be environmentally and socially sustainable, whilst still applying our traditional portfolio investment criteria. The Fund invests in income and growth assets which are selected in accordance with our SRI Policy. The investment objective is to provide a return above the Fund's benchmark over the long term. The portfolio can vary between a Growth and a Balanced investment strategy, allowing the portfolio manager to adjust the Fund's overall risk exposure depending on market conditions. The socially responsible investment fund universe is smaller and this may affect the Fund's returns and volatility relative to a traditional portfolio. Investment returns may vary considerably from year to year and may be negative.

ASSET ALLOCATION

	Current	Range
Growth Assets	53.8%	40-100%
Defensive Assets	46.2%	0-60%
Australasian Equity	14.7%	0-100%
International Equity	37.7%	0-100%
NZ Fixed Interest	17.1%	0-60%
International Fixed Interest	1.8%	0-60%
Listed Property	1.4%	0-40%
Cash	27.3%	0-60%

Note that International Fixed Interest includes Australian Fixed Interest

REGIONAL EXPOSURE



TOP 5 FIXED INTEREST SECURITIES (ex. cash)

1. NZ Government (April 2025)	1.7%
2. Contact Energy Green Bond (Aug 2024)	1.7%
3. Mercury NZ Green Bond (Sep 2026)	1.6%
4. NZ Govt Inflation Linked (Sep 2030)	1.2%
5. Mercury NZ Capital Bond (Nov 2049)	1.1%

TOP 5 EQUITY SECURITIES

1. Alphabet	2.6%
2. Microsoft Corp	1.9%
3. Macquarie Group	1.3%
4. Commonwealth Bank of Australia	1.1%
5. CSL	1.0%

FUND FACTS

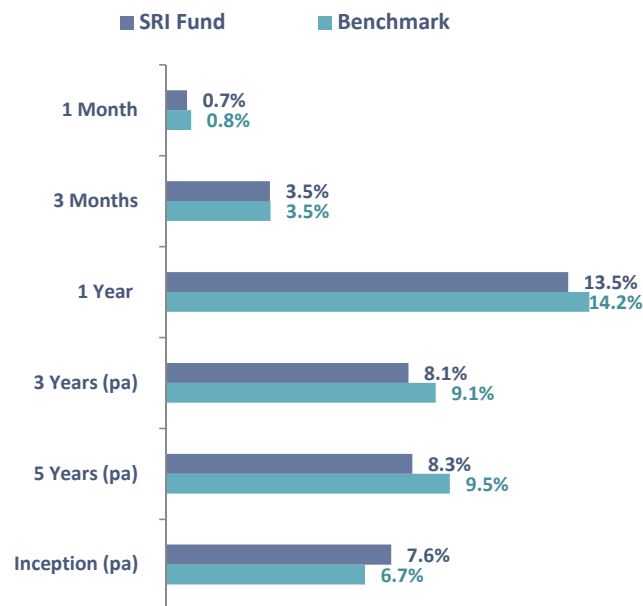
Launch Date	8-Oct-07
Management Fee	1.00%
Unit Price	\$2.2405
Fund Net Asset Value	\$61,933,373
Monthly Fund Return	0.71%
Benchmark	0.85%

PERFORMANCE BENCHMARK*

	WEIGHT
MSCI World Index (NZD) Net Total Return	40%
S&P/NZX 50 Gross Index	10%
S&P/ASX 200 Accumulation Index	10%
S&P/NZX Investment Grade Corp Bond Index	30%
NZX 90 day Bank Bill Index	10%

* All benchmark indices are measured in local currencies unless specified otherwise.

FUND RETURNS (before fees and tax)



FURTHER INFORMATION?

Contact the QuayStreet Service Team
0800 782 900
info@quaystreet.com

QuayStreet Socially Responsible Investment Fund

31 July 2021

FUND RETURNS

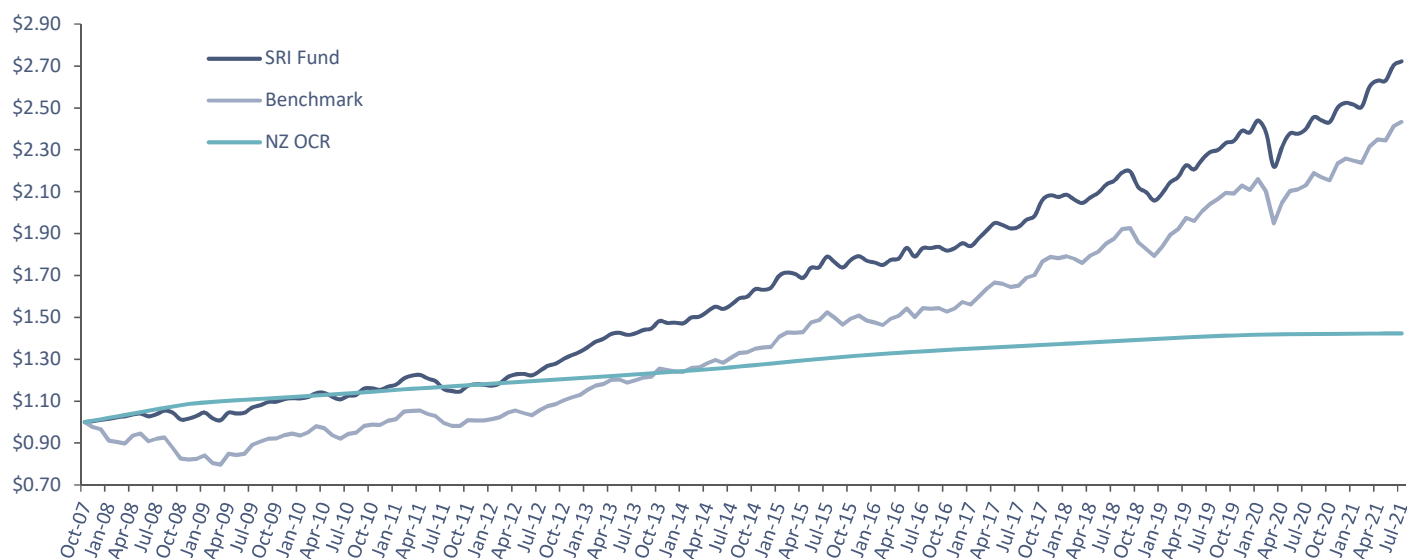
	1 Month	3 Months	6 Months	1 Year	3 Year (pa)	5 Year (pa)	Inception (pa)
Returns before fees and tax							
SRI Fund ¹	0.71%	3.50%	8.24%	13.49%	8.14%	8.26%	7.56%
Benchmark Return ²	0.85%	3.51%	8.24%	14.21%	9.05%	9.53%	6.68%
Returns after fees and tax³							
Highest PIR Tax Rate (28%)	0.46%	2.76%	6.72%	10.92%	6.07%	5.98%	5.10%
Medium PIR Tax Rate (17.5%)	0.52%	2.93%	7.07%	11.45%	6.42%	6.39%	5.54%
Low PIR Tax Rate (10.5%)	0.56%	3.05%	7.31%	11.82%	6.67%	6.66%	5.76%
Zero PIR Tax Rate	0.63%	3.23%	7.68%	12.33%	7.05%	7.08%	6.29%

1. Includes Imputation Credits where applicable

2. Historic performance includes benchmark that was applicable at the time. Information on the Benchmark indices are available in the Other Material Information document available at quaystreet.com or on the offer register; business.govt.nz/disclose

3. Includes Fees and Tax deducted at the Fund level but not advisory or any other third party expenses.

Cumulative returns since inception (before fees and tax)



Currency Exposure

The Fund's foreign currency exposure is actively managed in a manner consistent with the investment objectives and the performance benchmark. The current (after derivatives) exposure to foreign currencies is 47% compared to the benchmark foreign currency exposure of 40%

QuayStreet Asset Management Limited (QSAM) is the Manager and Issuer of the QuayStreet Funds. A Product Disclosure Statement (PDS) is available by contacting our Client Services team on 0800 782 900 or visit www.quaystreet.com. Adviser disclosure statements are available on request and free of charge.

This information is intended to provide a general overview of the fund and whilst the information is believed to be accurate and complete at the time of issue no guarantee or warranty is given nor responsibility accepted in this respect. Asset allocations can be changed from time to time and may be different because of factors such as market conditions and our ability to buy or sell assets at that time. Investments are subject to risks, the values can go down as well as up and investors may not get back the full amount invested.

Past performance is not a reliable guide to future performance. Returns or performance are not guaranteed by QSAM, Craigs Investment Partners Limited, The New Zealand Guardian Trust Company Limited, any related companies or any other person. This information is not a substitute for professional advice and does not take into account the investment objectives, financial situation or particular needs of any particular person. We recommend you read the PDS and seek professional assistance from a Financial Adviser.

The funds or securities referred to herein are not sponsored, endorsed, or promoted by MSCI, and MSCI bears no liability with respect to any such funds or securities. Please refer to www.msci.com/legal for further details.

This report refers to indices that are products of S&P Dow Jones Indices LLC and are licenced for use by QuayStreet Asset Management. A full disclaimer for the use of these products can be found at www.quaystreet.com/Terms-and-Conditions.aspx

FURTHER INFORMATION?

Contact the QuayStreet Service Team
0800 782 900
info@quaystreet.com

